

ಕರ್ನಾಟಕ ನೀರಾವರಿ ನಿಗಮಾ ಲಿಮಿಟೆಡ್
Karnataka Neeravari Nigama Ltd
ಕೆಲಸ ಮಾಡಿದ ಪ್ರಮಾಣಪತ್ರವನ್ನು ನೀಡಲು ಅರ್ಜಿ
Application For Issue of work done certificate

Step 1: Enter the login details

The screenshot shows the application portal interface. At the top, there is a navigation bar with the Karnataka State Emblem, the text 'ಕರ್ನಾಟಕ ಸರ್ಕಾರ' (Government of Karnataka), 'ಸೇವಾ ಸಿಂಧು Seva Sindhu', and the Neeravari Nigama logo. Below this, there are two main panels: 'Apply for Service' and 'Check Your Application Status'. The 'Apply for Service' panel contains fields for 'Mobile No', 'OTP/Password', a 'Get OTP' button, a CAPTCHA image showing '4bF7d5', a 'Type here' input field, and a 'Submit' button. The 'Check Your Application Status' panel contains dropdown menus for 'Select Department' and 'Select Service', an 'Enter your Application ID' field, and a 'Check Status Now' button. At the bottom, there is a footer with '© All Rights Reserved' and 'Powered by SERVICEPLUS'.

Step 2 : Citizen Login will be displayed

The screenshot shows the 'Welcome to Service Plus' page. The page has a blue header with the Karnataka State Emblem, 'ಕರ್ನಾಟಕ ಸರ್ಕಾರ', 'ಸೇವಾ ಸಿಂಧು Seva Sindhu', and the Neeravari Nigama logo. Below the header, there is a navigation menu on the left with options: 'Apply for services', 'View Status of Application', and 'Messages & Alerts'. The main content area is titled 'ABOUT SERVICE PLUS' and 'Welcome to Service Plus'. It contains a paragraph about Service Plus and a list of salient features of the software. The features are: 1. Service(s) will be created online, 2. Citizens will be submitting applications online, 3. Service units will be able to receive application online, 4. Service units will be able to verify documents and application fee online, 5. Service units will be able to escalate application to some other person, in the case of absence of dealing authority, online, 6. Citizens will be monitoring Application status online, 7. Private Service Access Providers will be participating in the application receipt/submission and service delivery process online message.ekyc.add.mapping=Please add atleast one mapping. At the bottom, there is a footer with '© All Rights Reserved' and 'Powered by SERVICEPLUS'.

Step 3 : Search the required service and click to open

The screenshot shows the Seva Sindhu application interface. The header includes the Government of Karnataka logo, the text 'ಸೇವಾ ಸಿಂಧು Seva Sindhu', and the purpose 'Application for Departmental Examination conducted by KPSC'. A user profile for 'Inukurthi Kalyan Teja' is visible. The main content area is titled 'Apply For Services / View All Available Services' and features a dropdown menu set to 'KARNATAKA'. Below this is a table listing various services:

Sl.No.	Service Name	Department Name	State
1	Accident Relief Fund-KSRTC	Karnataka State Road Transport Corporation	KARNATAKA
2	Accident Relief Fund - NEKRTC	NEKRTC	KARNATAKA
3	Accident Relief Fund-NWKRTC	NWKRTC	KARNATAKA
4	Acid Victim Pension	Directorate of Social Security and Pensions	KARNATAKA
5	Admission for Morarji Desai Residential school - Minority Welfare Department	Minority Welfare Department	KARNATAKA
6	Admission for Pre and Post matric hostels - Minority Welfare Department	Minority Welfare Department	KARNATAKA
7	Agricultural Family Member Certificate / ವ್ಯವಸಾಯಕಾರ ಕುಟುಂಬದ ವ್ಯಕ್ತಿಗಳಿಗೆ ಪ್ರಮಾಣ ಪತ್ರ	Revenue Department	KARNATAKA
8	Amendment of Bye Laws of Souharda co-operative society	Registrar of Cooperative Societies	KARNATAKA
9	Amendment of License to Manufacture Insecticides	Agriculture Department	KARNATAKA
10	Amendment of Manufacturing License for Mixed Multiple Purpose Fertilizer	Agriculture Department	KARNATAKA

Step 4 : Fill the Applicant Details & Photocopies details

The screenshot shows the application form for 'Karnataka Neeravari Nigama Ltd' with the title 'Application For Issue of work done certificate'. The form is in Kannada and English. The applicant's name is 'Rajesh' and the mobile number is '9956253522'. The work done certificate details include the name of the agency, name of work, fax number, email, agreement number, and contract value.

Application For Enrollment in the select list of contractors

Applicant Name *
Mobile Number *

Work Done Certificate Details

Name of Agency *
Name of Work *
Fax Number
E-Mail *
Agreement No *
Mobile Number *
Contract Value *

Step 5 : Click on I agree checkbox and fill the Captcha Code as given & Submit

The screenshot shows a web browser window with the URL `serviceonline.gov.in/karnataka/renderApplicationForm.do?serviceld=12880001&UID=c7734a25-0c3d-4c7e-9cbe-b5b7bc7173c9&OWASP_CSRFTOKEN=YFOD-WQLM-APCI-8SLA-9HJZ-X4YA-RV72-6PM0&appl...`. The form contains the following fields:

- Address Line 2: htrtr
- Address Line 3: (empty)
- Country: India
- State: KARNATAKA
- District: BAGALKOTE
- Taluk: Badami
- Postal / Zip Code: 560097

Additional Details section:

- Apply to the Office: KNNL Division Office(KNNL Divisions- Q C Division - Muniirabad) - Rural/Urban

Word verification section:

- Captcha image: 959771
- Input field: 959771

Buttons at the bottom: Draft, Submit, Close, Reset.

Footer: Site is technically designed, hosted and maintained by National Informatica Centre. Contents on this website is owned, updated and managed by the Ministry of Panchayati Raj. POWERED BY SERVICEPLUS.

Step 6: A fully filled form will be generated for user verification

The screenshot shows the application form after submission. The header includes the Seva Sindhu logo and the text "ಸೇವಾ ಸಿಂಧು Seva Sindhu Application for Departmental Examination conducted by".

Menu items on the left:

- Manage Profile
- Apply for services
- View all available services
- View Status of Application
- Messages & Alerts

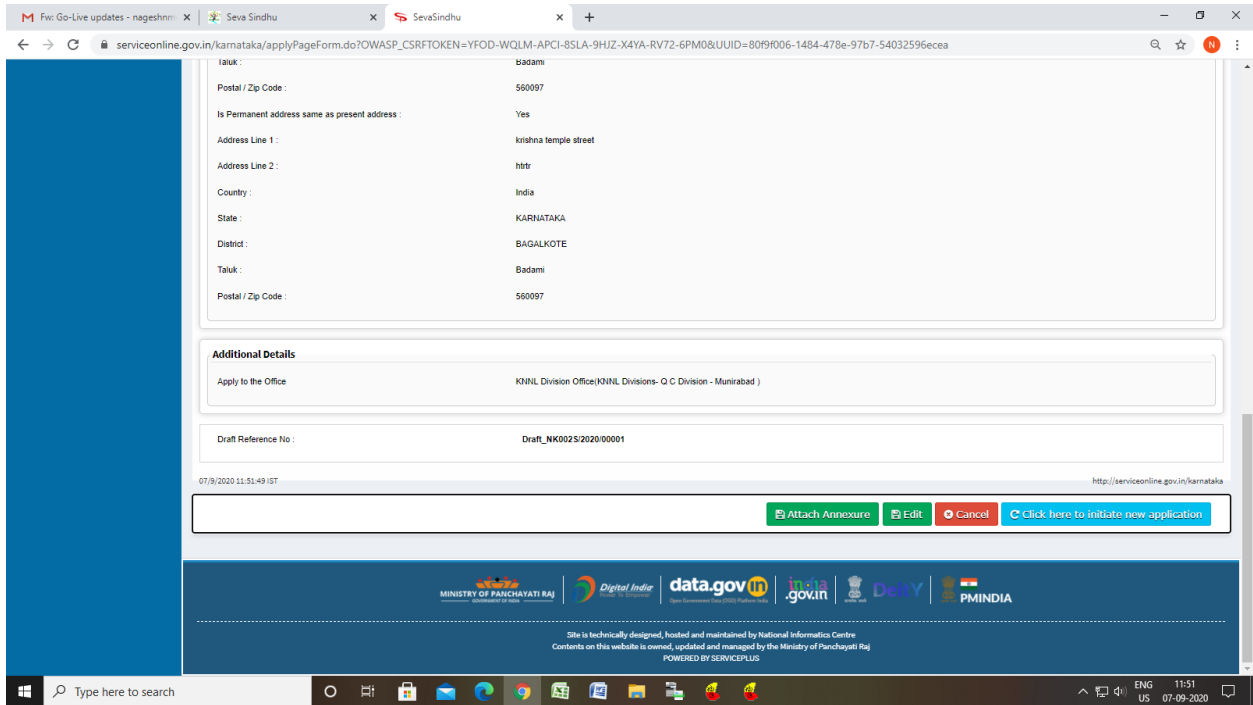
Application For Enrollment in the select list of contractors:

- Applicant Name: Rajesh
- Mobile Number: 9956253522

Work Done Certificate Details:

Name of Agency :	Rajesh
Name of Work :	Rajesh
E-Mail :	govindgovda6@gmail.com
Agreement No. :	tyutyu
Mobile Number :	9956253522
Contract Value :	58545511
Work Order No. :	542221
Work order Date :	02/09/2018
Select Zones :	Irrigation Central Zone - Muniirabad
Select Circles :	Irrigation Central Circle - Muniirabad
Select Divisions :	Q C Division - Muniirabad
Stipulated Date of commencement :	03/09/2017

Step 7 : Click on Attach Annexure



The screenshot shows a web browser window with the URL `serviceonline.gov.in/karnataka/applyPageForm.do?OWASP_CSRFTOKEN=YFOD-WQLM-APCI-8SLA-9HJZ-X4YA-RV72-6PM0&LUUID=80f9f006-1484-478e-97b7-54032596ecea`. The page displays a form with the following details:

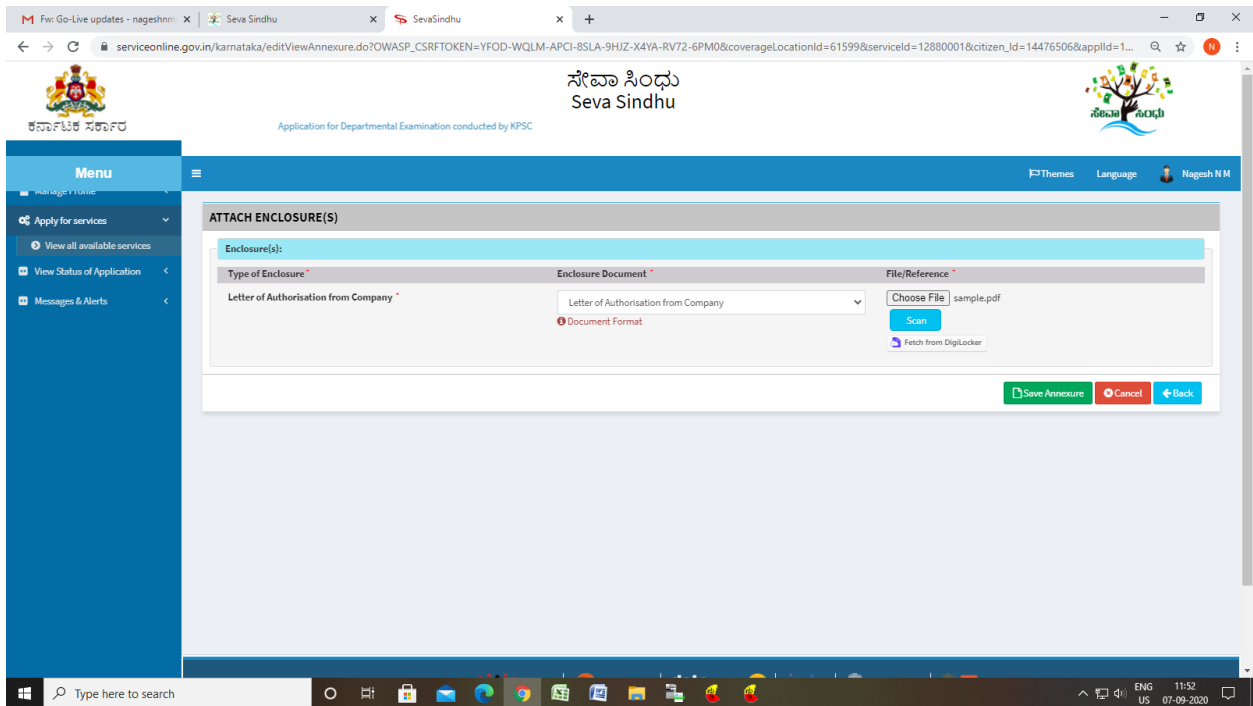
- Taluk: Badami
- Postal / Zip Code: 560097
- Is Permanent address same as present address: Yes
- Address Line 1: Krishna temple street
- Address Line 2: htr
- Country: India
- State: KARNATAKA
- District: BAGALKOTE
- Taluk: Badami
- Postal / Zip Code: 560097

Additional Details:

- Apply to the Office: KNMIL Division Office(KNMIL Divisions- Q C Division - Munitrabad)
- Draft Reference No: Draft_NK0025/2020/00001

At the bottom of the form, there is a timestamp: 07/9/2020 11:51:49 IST and a URL: `http://serviceonline.gov.in/karnataka`. Below the form, there are buttons for "Attach Annexure", "Edit", "Cancel", and "Click here to initiate new application".

Step 8: Attach the annexures and save them



The screenshot shows the "ATTACH ENCLOSURE(S)" section of the Seva Sindhu application form. The page header includes the Government of Karnataka logo and the text "ಸೇವಾ ಸಿಂಧು Seva Sindhu Application for Departmental Examination conducted by KPSC".

The "ATTACH ENCLOSURE(S)" section contains a table with the following columns: "Type of Enclosure", "Enclosure Document", and "File/Reference".

Type of Enclosure	Enclosure Document	File/Reference
Letter of Authorisation from Company	Letter of Authorisation from Company	sample.pdf

Below the table, there are buttons for "Save Annexure", "Cancel", and "Back".

Step 9: Saved annexures will be displayed

Address Line 1 : hite
Address Line 2 :
Country : India
State : KARNATAKA
District : BAGALKOTE
Taluk : Badami
Postal / Zip Code : 560097

Annexure List

1) Letter of Authorisation from Company [Letter of Authorisation from Company](#)

Additional Details

Apply to the Office : KNNIL, Division Office(KNNIL, Divisions- Q C Division - Munirabad)

Draft Reference No : NK002S200000001

[eSign and Submit](#) [Cancel](#)

Site is technically designed, hosted and maintained by National Informatics Centre
Contents on this website is owned, updated and managed by the Ministry of Panchayati Raj
POWERED BY SERVICEPLUS

Step 10 : Click on e-Sign and proceed

Marks Card Details

ಸೆಮಿಸ್ಟರ್ / Semester	ಛೇದನೆಯ ಸಮಯ / Month and Year of the Exam	ಛೇದನೆಯ ಪರಿಣಾಮ / Class Obtained
III	07/07/2018	ಪ್ರಥಮ ವರ್ಷ / First Class

Declaration

I hereby declare that the particulars by the CA and I provide my consent for the same. I also understand that the following fields in the DSC generated by the CA are mandatory and I give my consent for using the Aadhaar provided e-KYC information to populate the corresponding fields in the DSC.

I Agree :

Annexure List

1. Common Name (name as obtained from e-KYC)
2. Unique Identifier (hash of Aadhaar number)
3. Pseudonym (unique code sent by UIDAI in e-KYC response)
4. State or Province (state as obtained from e-KYC)
5. Postal Code (postal code as obtained from e-KYC)
6. Telephone Number (hash of phone as obtained from e-KYC)

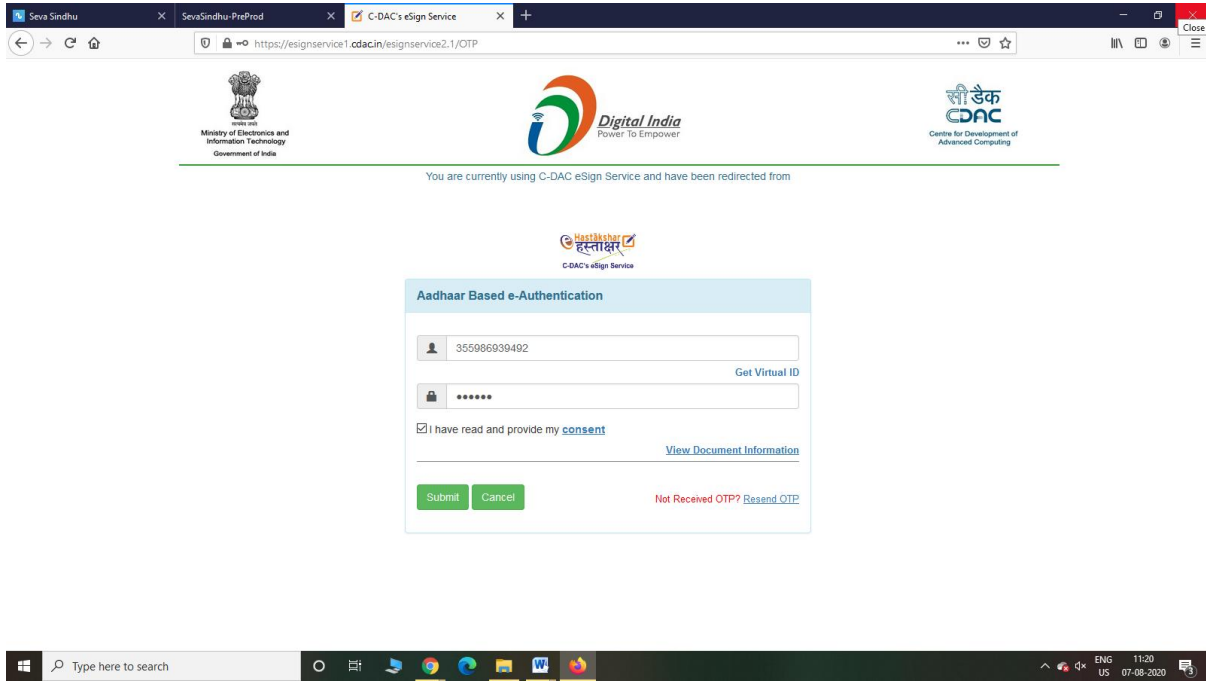
I understand that ServicePlus shall ensure security and confidentiality of my personal identity data provided for the purpose of Aadhaar based authentication.

I agree with above user consent and eSign terms and conditions

[Proceed](#) [Download Document](#)

[eSign and Make Payment](#) [Cancel](#)

Step 11: eSign page will be displayed. Fill Aadhar number to get OTP and proceed to payment



Step 12: After Payment is Successful, Sakala acknowledgement will be generated

